

**WAUCONDA GRADE SCHOOL
1ST, AND 2ND GRADE
VETERAN'S DAY ASSEMBLY
NOVEMBER 11, 2008**

SUPPORT OUR TROOPS



Packet Provided by:

American Legion Post 911, Wauconda Illinois
515 South Main Street
Wauconda, Illinois 60084

Veterans Day

Many people confuse Memorial Day and Veterans Day. Do you know the difference?

Memorial Day is a day for remembering and honoring those who died serving their country.

On a Veterans Day we thank and honor those who served in the military. Veterans Day is observed on November 11th of each year. This day used to be called Armistice Day.

In 1918, on the eleventh hour of the eleventh day in the eleventh month, the world rejoiced and celebrated. After four years of bitter war, an armistice was signed. The "war to end all wars" was over.

November 11, 1919 was set aside as Armistice Day in the United States, to remember the sacrifices that men and women made during World War I in order to ensure a lasting peace. On Armistice Day, soldiers who survived the war marched in a parade through their hometowns. Politicians and veteran officers gave speeches and held ceremonies of thanks for the peace they had won.

Congress voted Armistice Day a federal holiday in 1938, 20 years after the war ended. But Americans realized that the previous war would not be the last one. World War II began the following year and nations great and small again participated in a bloody struggle. After the Second World War, Armistice Day continued to be observed on November 11.

In 1953 townspeople in Emporia, Kansas called the holiday Veterans' Day in gratitude to the veterans in their town. Soon after, Congress passed a bill introduced by a Kansas congressman renaming the federal holiday to Veterans' Day. 1971 President Nixon declared it a federal holiday on the second Monday in November.

Americans still give thanks for peace on Veterans' Day. There are ceremonies and speeches and at 11:00 in the morning, most Americans observe a moment of silence, remembering those who fought for peace.

After the United States' involvement in the Vietnam War, the emphasis on holiday activities has shifted. There are fewer military parades and ceremonies. Veterans gather at the Vietnam Veterans Memorial in Washington, D.C. to place gifts and stand quiet vigil at the names of their friends and relatives who fell in the Vietnam War. Families who have lost sons and daughters in wars turn their thoughts more toward peace and the avoidance of future wars.

Veterans of military service have organized support groups such as the American Legion and Veterans of Foreign Wars. On Veterans' Day and Memorial Day, these groups raise funds for their charitable activities by selling paper poppies made by disabled veterans. This bright red wildflower became a symbol of World War I after a bloody battle in a field of poppies called Flanders Field in Belgium.

What can you do on Veterans Day?

- * Color or draw a picture about Veterans Day
- * Make a card to thank veterans. You can send your card to a local VA Medical Center: **North Chicago VA Medical Center, 3001 Green Bay Road, North Chicago, IL 60064**
- * Ask your teacher to invite veterans to your classroom. You can learn a lot from your guests!
- * Have your school make a poster with the names (and pictures) of relatives and friends who are veterans.

Who is a Veteran?

Veterans are people who served in the military (U.S. Army, Navy, Marine Corps, Air Force, and Coast Guard) in times of war or peace.

Who do you know who is a veteran?

Maybe it is your mother, father, sister, brother, aunt, uncle, grandfather, grandmother, cousin, neighbor, or teacher. You can be very proud of them. Many have given much to keep us safe and free.



Broad stripes and bright stars.... gave proof....



Veteran

I was a proud veteran
That served my country well
To those that would listen
I had many stories to tell.

We fought for America's freedom
In far away places on foreign land.
Wherever the battle for democracy raged,
America's finest made a stand.

We fought for your future
And the right to remain free.
For we saw what freedom meant
To those not blessed with Liberty.

For you and yours
We would gladly have given our life.
We faced the fears and perils of battle
We braved endless turmoil and strife.

Please remember us veterans
And the sacrifices we made for you.
Please share the blessings of freedom,
Proudly wave the red, white and blue.

Lyrne Carey
Copyright 2004


that our flag was still there.

Broad stripes and bright stars


gave proof that our flag was still there.

FLAG ETIQUETTE


Showing Respect



It is the custom to display the flag only from sunrise to sunset outside. However, the flag may be displayed 24 hours a day if properly illuminated during the hours of darkness.



When the flag is flown at half-staff, it should first be elevated to peak position, held there momentarily, and lowered. At the day's end, the flag should again be elevated to peak position before lowering.



When the flag is in such condition that it is no longer a fitting emblem for display, it should be destroyed in a dignified way, preferably by burning.

- Never let the United States Flag touch the ground, especially when holding one at a parade or other event like a football game or a welcome home celebration.
- Flags that show signs of damage should be destroyed properly. **Please take them to your local American Legion, Post 911**
- Learn about what the flag represents: freedom and fairness
- Learn how to properly display the flag. (See chart)


The flag should be displayed on all days, especially on:

- New Year's Day, January 1 • Inauguration Day, January 20
- Martin Luther King, Jr.'s, • Birthday, third Monday in January
- Lincoln's Birthday, • February 12 Washington's Birthday, third Monday in February • Easter Sunday (variable) • Mother's Day, second Sunday in May, • Armed Forces Day, third Saturday in May
- Memorial Day, last Monday in May (half-staff until noon, peak position until the end of the day), • Flag Day, June 14,
- Independence Day, July 4, • Labor Day, first Monday in September
- Patriot Day, September 11, • Constitution Day, September 17
- Columbus Day, second Monday in October, • Navy Day, October 27
- Veterans Day, November 11, • Thanksgiving Day, fourth Thursday in November, • Christmas Day, December 25, • And such other days as may be proclaimed by the President of the United States; the birthdays of States (date of admission) • and on State holidays.

Flag History

Congress first approved the flag on June 14, 1777. This date is now observed as Flag Day. The **50 stars** represent the states and the **13 stripes** represent the original colonies. In 1831 the name "Old Glory" was given to our National Flag. Later, the colors of the flag were given meaning. The **red** is for courage and zeal or the blood that has been shed for freedom. **White** is for hope, purity and cleanliness of life and **blue**, the color of heaven, loyalty, sincerity, justice (fairness), and truth.

THE PLEDGE OF ALLEGIANCE



Thank you so much for standing in class and showing respect to our United States Flag of America. You show honor to our Nation and to all those that are serving in the Air Force, Army, Coast Guard, Navy and Marine Corps. presently, to those who are Missing in Action (MIA), those that are Prisoners of War (POW), to those who have served and returned (Veterans), injured Veterans and the Fallen (those whose lives were taken in battle).


Every country has a **national flag**. A national flag represents a country's citizens. When you are the citizen of a country is like being part of a team and you work together to take care of your country. A country is like a big home with many rooms and in each room are families and individuals living in communities.

Every citizen (you) of the United States of America (USA) makes an important **promise** that is the "Pledge of Allegiance". When you learn, understand and respect this pledge you are promising to **be a good and loyal citizen** (team member).



This is another symbol important to American Veterans. The POW (**P**risoner **O**f **W**ar) / MIA (**M**issing **I**n **A**ction) Flag or sometimes you will see a chair set up is to remind us all, especially Veterans that our brave Service Members and their fellow comrades are still missing and are unable to be with their families and friends. This is a tradition that started after the Vietnam War.


They are not forgotten!



The American flag, when carried in procession with another flag, should be on the marching right—its own right.




Another flag or pennant may be flown above the American flag only during church services conducted at sea by U.S. Naval Chaplains for Navy Personnel.



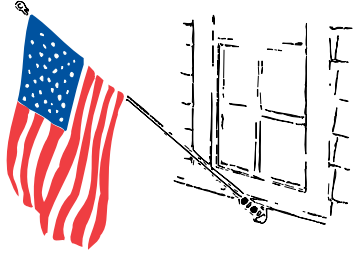
When displayed with another flag in the crossed-staff format, the American flag should be on its own right—and in front of the other flags staff.




The American flag should be centered and at the highest point when displayed on its staff with other flags.




If other flags are flown on the same staff with the American flag, the American flag should be placed at the peak of the staff.




When the flag is suspended from a staff projecting horizontally from a building, the union should be at the peak of the staff—except when the flag is at half-staff.




When displayed over a street, the flag should be suspended vertically. The union will be to the north in an east-west street, and to the east in a north-south street.




When the flag is displayed either horizontally or vertically against a wall, the union should be at the top and to your left. When in a window, the flag should be displayed in the same manner as seen from the street.




When covering a casket, the flag should be positioned so the union is at the head and over the left shoulder. It should not be lowered into a grave or allowed to touch the ground.



During the raising or lowering of the flag, or during its passage in a parade, all present should face the flag, and stand at attention with hand over their hearts. Men should remove their caps.




When the National Anthem is played, all present should face the flag with the right hand over the heart. Men should remove their hats. Persons in uniform should remain silent, face the flag, and salute.



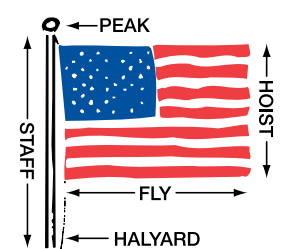
The American flag should always have the position of honor on speakers' platforms, standing to the right of the speaker. All other flags should be on the speakers' left.



Bunting for ceremonial or decorative use should be arranged with the blue on the top, white in the middle, and red on the bottom.




During the unveiling of monuments or statues, the flag should never be used as a covering.



The American flag features 13 horizontal stripes—seven of them are red and six are white. In the upper quarter of the flag next to the staff are white, five-pointed stars that designate each state.

THE STORY OF THE STAR SPANGLED BANNER

1. In 1814, the United States was at war with England. One terrible battle of the war was fought near Baltimore, Maryland. The English attacked Fort McHenry. The American flag was flying on the fort.



2. Francis Scott Key was an American. He was on a warship. He saw the flag before the sun went down. He watched the battle all night. It was dark, but rockets and bombs were exploding. Sometimes he could see the flag by the light from the bombs and rockets.



3. In the early morning the battle was over. Francis Scott Key looked for the flag. Was it still there? Yes it was. The flag was still waving. It had eleven holes in it, but it was still waving.

4. He was very happy. He wrote a poem. This poem told the feelings of the Americans.

5. The words of the poem fit the music of a song that people knew. People liked Key's song about the "star spangled banner." They started to sing the new words. Congress made this song the National Anthem. This is the official song of the United States.



Etiquette and Words to our National Anthem

1. **All** stand. Turn your body towards the flag. If there is not a flag then you will turn towards the source of the music.
2. **Stop what you are doing.** Be still.
3. Remove your hat if you are wearing one.
4. Remain **quiet** unless you know the words and want to sing along
5. Be a good example and others will notice and be encouraged to show respect too.

Oh say can you see
By the dawn's early light,

What so proudly we hailed
At the twilight's last gleaming

Whose broad stripes and
bright stars through the
perilous fight.


O'er the ramparts we watched
were so gallantly streaming.

And the rocket's red glare, the
bombs bursting in air.

Gave proof through the night
that our flag was still there.

O say does that Star-Spangled
Banner yet wave.

O'er the land of the free and
the home of the brave!



CHALLENGE

Now do you know the words to National Anthem?

The Star-Spangled Banner

Oh, say can you see, by the dawn's _____ light,
What so _____ we hailed at the _____
last gleaming. Whose broad _____ and bright _____
Through the perilous fight. O'er the ramparts we _____
Were so gallantly streaming. And the _____ red glare, the
_____ bursting in air, gave proof through the night that our
_____ was still there. Oh, say does that Star-Spangled Banner
yet wave. O'er the land of the _____ and the _____
of the brave!

Use your song sheet to check your work.

MY COMMUNITY SHOWS SUPPORT AND SO CAN I



American Legion, Post 911 located at 515 S Main St, Wauconda is an organization for Veterans to assemble together to uphold Americanism and promote the spirit of Patriotism in our community. Volunteer to help them at events or help send a care package. Visit www.americanlegionpost911.org to see all the great pictures of our Welcome Home celebrations, Memorial Day Parades and more.

*Download the entire Veteran's Day Presentation



The Yellow Ribbon whether worn as a pin, tied around a tree or a magnet on your vehicle, let's everyone know that you support our Troops who serve our country to ensure of freedom.



At the end of May we celebrate Memorial Day. You will find Veteran's and Civilian Volunteers offering poppies in front of stores as a thank you for giving money to help support injured veterans. The injured veterans make the poppies and monies collected go to our local VA Hospital. Information is right on the white tag attached to the poppy.



When you see this banner hanging in a window of a home in our community it means that the family who lives there is waiting for a loved one to return home from war. You may also see them as a sticker on a vehicle. Let that family know you care and volunteer to help them with a project, offer to write a letter of support or send a care package.



Watch for Welcome Home Celebrations. How? Visit www.wauconda-il.gov to receive an email and pay attention to the bulletin boards around our town. *There usually is not much notice so stay alert.



In 2007 our Village Board working with the American Legion, Post 911 sent out care packages to local deployed Service Members. They continue to contribute in 2008. Shopping is done in November and packages are sent out in December. Local businesses and community members make donations.

www.wauconda-il.gov




Visit our Freedom Shrine in the hallway at Wauconda High School. Here you will find copies of the original historic documents such as the Declaration of Independence and more.



Visit our local Memorial Park located at:
700 North Main Street,
Wauconda, Illinois



Visit our nearby Veteran's Memorial Park located on Rt. 176 in Island Lake just before the stop light at River Rd.



Family and friends of deployed Marines in Iraq can ***NOW*** send a letter to be downloaded, printed, and ready for delivery, usually within 24 hours. It is received by a machine similar to a fax that will also fold your letter and seal it.

THE SERVICE IS FREE, PRIVATE and SECURE.

Visit www.motomail.us

And best of all...

If you see a service member or know someone who is in the military or has served, get their attention and say Thank You!

VETERAN'S DAY COLORING CONTEST 1st GRADE



The American Legion is going to display your picture at Post 911 for all to admire. The Veterans really appreciate you taking your time and doing the best you can. There will be a special patriotic certificate given to one winner in each class. Your pictures will remain displayed at the Legion Hall until November 30th.

Bring your family and friends to the American Legion located at 515 S Main St. to see your work of art.


Everyone who colored a picture will get a **free burger** Thursday, **November 13th between 6:00 pm and 8:00 pm.** at the American Legion Hall. Hope to see you there.

**Download the entire Veteran's Day Presentation at
www.americanlegionpost911.org**

Name: _____

Teacher: _____ Grade: 1st

School: Wauconda Grade _____



THANK YOU
FOR PROTECTING OUR
FREEDOM!

VETERAN'S DAY COLORING CONTEST 2nd GRADE



The American Legion is going to display your picture at Post 911 for all to admire. The Veterans really appreciate you taking your time and doing the best you can. There will be a special patriotic certificate given to one winner in each class. Your pictures will remain displayed at the Legion Hall until November 30th.

Bring your family and friends to the American Legion located at 515 S Main St. to see your work of art.


Everyone who colored a picture will get a **free burger** Thursday, **November 13th between 6:00 pm and 8:00 pm.** at the American Legion Hall. Hope to see you there.

**Download the entire Veteran's Day Presentation at
www.americanlegionpost911.org**

Name: _____

Teacher: _____ Grade: 2nd

School: Wauconda Grade



**FREEDOM AND
FAIRNESS FOR ALL!
-THANK YOU-**